

How to Apply for Residential Plots (Sector 8C, GFT Ayodhya – 312 Plots)

Uttar Pradesh Awas Evam Vikas Parishad (UPAVP)

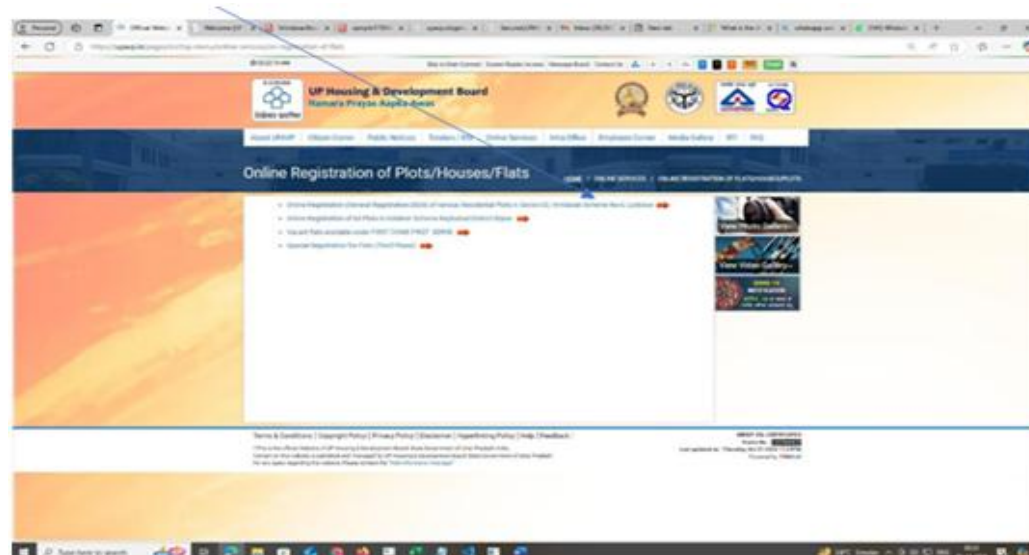
1. Visit Official Website

Go to the UP Awas Evam Vikas Parishad website (<https://upavp.in>) – Official portal for residential plot applications.



2. Navigate to Registration

Click on 'Online Registration of Plots/Houses/Flats' and select 'General Registration 2025 – Sector 8C GFT Ayodhya'.



3. Start the Login Process

Enter your Mobile Number, click 'Send OTP', then enter the OTP received and click 'Verify'.

Technical Support: DEEPAK MAURYA 9569491673, PRADEEP YADAV 9118638729 [10:00 AM - 06:30 PM]

Recommendation: To avoid last-minute traffic, please submit your application and complete the registration payment early.

SIGN IN

Mobile No.
Enter 10 Digit Mobile No.

OTP
Enter OTP

UPVP Guidelines
For Banking Related Queries
For Property Related Queries
How to Apply
Click to check Layout

Application for Residential Plots 312 Nos in Sector 6C GFT Ayodhya
Start From :- 17/7/2025 To 17/8/2025

For RERA related information, visit RERA website www.up-rera.in.
RERA Registration No :- UPRERAPRJ823517/06/2025

4. Enter Applicant Name

Once prompted, type your full name to proceed.

Technical Support: DEEPAK MAURYA 9569491673, PRADEEP YADAV 9118638729 [10:00 AM - 06:30 PM]

Recommendation: To avoid last-minute traffic, please submit your application and complete the registration payment early.

SIGN IN

Mobile No.
9871920495

OTP
975289

Full Name
(Applicant's Name only as per issued Govt. ID)
Enter Applicant's Full Name

UPVP Guidelines
For Banking Related Queries
For Property Related Queries
How to Apply
Click to check Layout

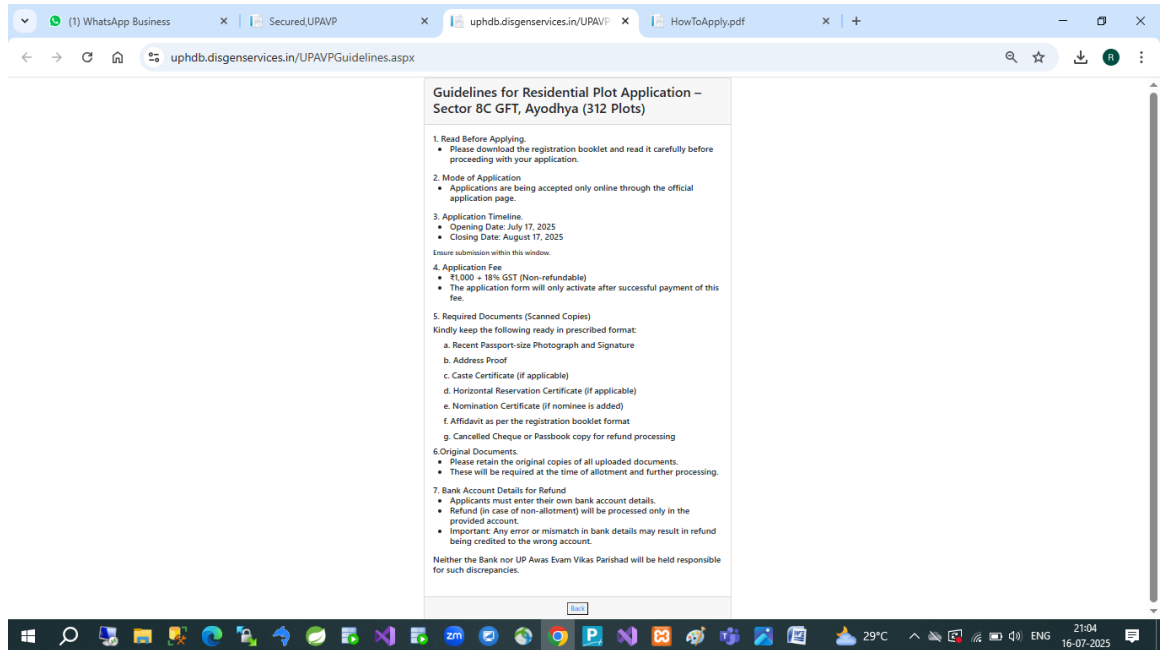
Application for Residential Plots 312 Nos in Sector 6C GFT Ayodhya
Start From :- 17/7/2025 To 17/8/2025

For RERA related information, visit RERA website www.up-rera.in.
RERA Registration No :- UPRERAPRJ823517/06/2025

5. Read Instructions

Click on 'UPAVP Guidelines & Banking Support' to read all necessary information.

a)



The screenshot shows a web browser window with the URL uphdb.disgenservices.in/UPAVPGuidelines.aspx. The page title is "Guidelines for Residential Plot Application – Sector 8C GFT, Ayodhya (312 Plots)". The content is organized into numbered sections:

- 1. Read Before Applying.**
 - Please download the registration booklet and read it carefully before proceeding with your application.
- 2. Mode of Application**
 - Applications are being accepted only online through the official application page.
- 3. Application Timeline**
 - Opening Date: July 17, 2025
 - Closing Date: August 17, 2025

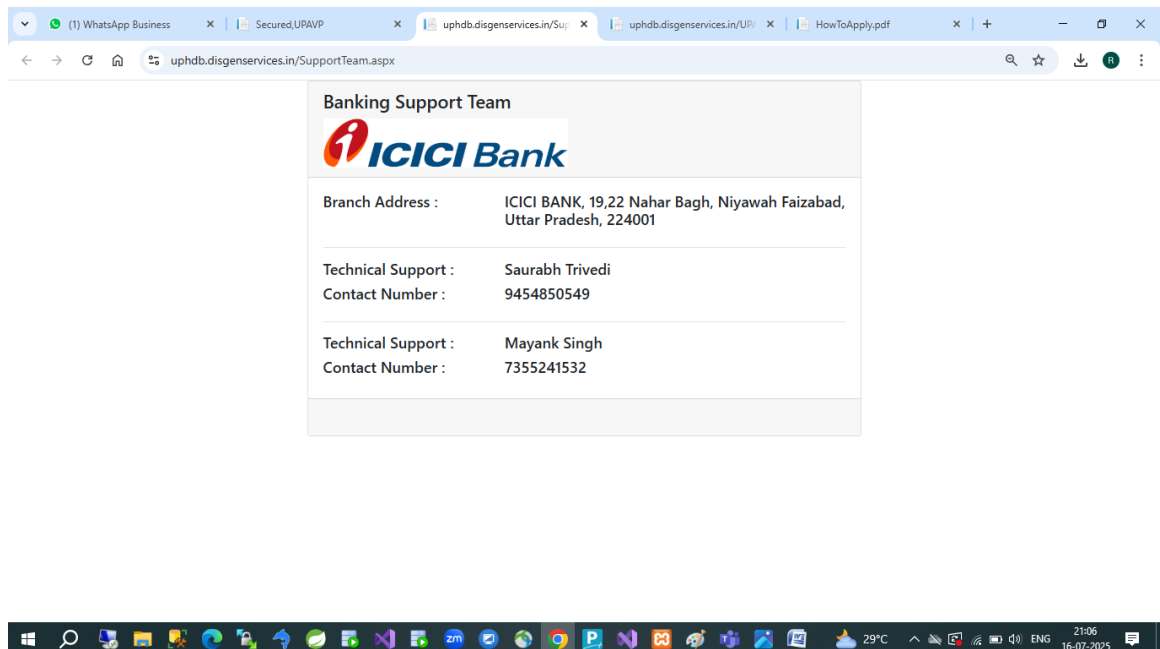
Ensure submission within this window.
- 4. Application Fee**
 - ₹1,000 + 18% GST (Non-refundable)
 - The application form will only activate after successful payment of this fee.
- 5. Required Documents (Scanned Copies)**

Kindly keep the following ready in prescribed format:

 - Recent Passport-size Photograph and Signature
 - Address Proof
 - Caste Certificate (if applicable)
 - Horizontal Reservation Certificate (if applicable)
 - Nomination Certificate (if nominee is added)
 - Affidavit as per the registration booklet format
 - Cancelled Cheque or Passbook copy for refund processing
- 6. Original Documents**
 - Please retain the original copies of all uploaded documents.
 - These will be required at the time of allotment and further processing.
- 7. Bank Account Details for Refund**
 - Applicants must enter their own bank account details.
 - Refund (in case of non-allotment) will be processed only in the provided account.
 - Important: Any error or mismatch in bank details may result in refund being credited to the wrong account.

Neither the Bank nor UP Awaz Evam Vikas Parishad will be held responsible for such discrepancies.

b)



The screenshot shows a web browser window with the URL uphdb.disgenservices.in/SupportTeam.aspx. The page title is "Banking Support Team". The content includes the ICICI Bank logo and contact information:

Banking Support Team	
Branch Address :	ICICI BANK, 19,22 Nahar Bagh, Niyawah Faizabad, Uttar Pradesh, 224001
Technical Support :	Saurabh Trivedi
Contact Number :	9454850549
Technical Support :	Mayank Singh
Contact Number :	7355241532

6. Select Project

Choose 'Ayodhya Sector 8C plots' and click on 'Activate Form / Download Brochure'.

UP Housing & Development Board

Application for Residential Plots 312 Nos in Sector 8C GFT Ayodhya

Rajeev Ranjan Chodhary

Dashboard

Applicant Dashboard

Name: Rajeev Ranjan Chodhary Mobile: 9871920495

Step 1: Activate Form/Download Brochure **Click Me**

Step 2: Apply Online **Click Me**

Step 3: Verify Payment **Click Me**

Application form is activated Go For Apply Online Now.

7. Pay Application Fee

Pay ₹1,000 + 18% GST (non-refundable) using UPI or Internet Banking.

UP Housing & Development Board

Application for Residential Plots 312 Nos in Sector 8C GFT Ayodhya

Rajeev Ranjan Chodhary

Dashboard

Payment

☒ Choose Bank : Application Fee [Non Refundable] : Rs 1180.00 [1000+18% GST]

☒ Preferred Mode of Payment : UPI , Netbanking : Rs 1180.00

ICICI Bank

Important Instruction: (Pop-up Unblock)
To view payment challan please Unblock Pop-up window.

Firefox:
Open the "Mozilla Firefox" Browser. Click on the drop down menu on the top left corner of the firefox browser, and select "Options." The "Options" window will open. Click on the "Content" tab, check the "Block pop-up windows". click the "ok" button. Pop-Up Windows is now blocked in Mozilla Firefox Browser.

Chrome:
Follow these steps:
Click the Chrome menu on the browser toolbar. Select Settings. Click Show advanced settings. in the "Privacy" section, click the Content settings button. In the "Pop-ups" section, select "Allow all sites to show pop-ups." Customize permissions for specific websites by clicking Manage exceptions.

Accept all instructions, terms and Conditions and Proceed

8. Re-login & Begin Application

After payment, log in again and click on 'Apply Online'.

UP Housing & Development Board

Application for Residential Plots 312 Nos in Sector 8C GFT Ayodhya

Rajeev Ranjan Chodhary

Dashboard

Applicant Dashboard

Name: Rajeev Ranjan Chodhary Mobile: 9871920495

Step 1: Activate Form/Download Brochure Click Me

Step 2: Apply Online Click Me

Step 3: Verify Payment Click Me

Application form is activated Go For Apply Online Now.

9. Fill Application Form

Provide: Applicant Info, Nominee Details (if any), Reservation, Preferred Plot Size, Refund Bank Details.

a)

UP Housing & Development Board

Application for Residential Plots 312 Nos in Sector 8C GFT Ayodhya

Rajeev Ranjan Chodhary

Dashboard

Personal Details

Applicant's Name: Rajeev Ranjan Chodhary

Applicant's Age: Age

Applicant's Gender: Male

Applicant's Father Name: Applicant's Father

Applicant's Marital Status: Select Marital Status

Applicant's Date Of Birth[dd/mm/yyyy]: dd/mm/yyyy

Applicant's Mobile No(10 digit): 9871920495

Applicant's E-Mail: E-Mail

Applicant's PAN Number: PAN

Application Category: Select Category

I want to Add Nominee Detail.

Vertical Category #: Select..

Horizontal Category [Mandatory Field]: Select..

Plot Size[SQR MTR]: Select..

Note : Plot size can not be changed once registration money is paid.

Registration Fee Details

b)

UP Housing & Development Board

Application for Residential Plots 312 Nos in Sector 8C GFT Ayodhya

Rajeev Ranjan Chodhary

Dashboard

Vertical Category #:*
SC (Code 01)

Horizontal Category [Mandatory Field] *
MLA/MP/FREEDOM FIGHTER (Co

Plot Size[SQR MTR] *
100

Note : Plot size can not be changed once registration money is paid.

☒ Registration Fee Details

Vertical Category	Horizontal Category	Plot Size	Registration Amount(Rs)
Reservation	MLA/MP/FREEDOM FIGHTER (Code F)	100	106000

☒ Mailing Address

Address1 *
Address1

Address2 *
Address2

Address3 *
Address3

Pincode *
Pincode

District *
District

State *
State

☐ Present address same as permanent address.

☒ Permanent Address

Address1 *
Address1

Address2 *
Address2

Address3
Address3

c)

UP Housing & Development Board

Application for Residential Plots 312 Nos in Sector 8C GFT Ayodhya

Rajeev Ranjan Chodhary

Dashboard

☒ Permanent Address

Address1 *
Address1

Address2 *
Address2

Address3
Address3

Mobile No(10 digit) *
9871920495

Pincode *
Pincode

District *
City

State *
District

☒ Other Details

In the first phase, allotment will be done through public lottery draw among the applicants who have opted for One Time payment. If there are plots left vacant after this, the process will again be done through public lottery draw among the applicants who have opted for payment in installments.

Payment Plan
One Time

☒ Applicant's Bank Details For Unsuccessful Case (Account No. given below should be in the name of first Applicant only.)

10. Submit Basic Form & Upload Documents

Upload photo, signature, address proof, certificates, affidavit, and cancelled cheque or passbook copy.

a)

Application for Residential Plots 312 Nos in Sector 8C GFT Ayodhya

Rajeev Ranjan Chodhary

Dashboard

☒ Applicant's Bank Details For Unsuccessful Case (Account No. given below should be in the name of first Applicant only.)
In case of cancellation of allotment/registration, 50% of the registration amount of general category applicants and 100% of the registration amount of reserved category applicants will be deducted.

IFSC Code *

IFSC Code

Note : Please Enter Your Correct IFSC Code.

Bank Name * Branch * Account No *

Name Of Bank Branch Account No

Note: For more details regarding Reservation Criteria and Payment Plan, please refer to Registration Booklet

Submit & Continue

b)

Application for Residential Plots 312 Nos in Sector 8C GFT Ayodhya

Rajeev Ranjan Chodhary

Dashboard

☒ Document Upload (Max allowed file size=2mb)

NOTE: Photo and signature are mandatory.
Photos should be in jpg, jpeg and png format.

SNo	CheckList Name	Action	Upload
1	Upload Photo (jpeg format, Size Allowed 20KB to 100KB 2.5cm X 3.5cm) *	View Delete	
2	Address & ID Proof (For All Applicants, Max. Size Allowed 200 KB, .pdf format) *	View Delete	
3	Caste Certificate (For SC/ST/OBC Applicants, Max. Size Allowed 200 KB, .pdf format) *	View Delete	
4	Signature (jpeg format, Size Allowed 20KB to 100KB 2.5cm X 1cm) *	View Delete	
5	PAN Card (Max. Size Allowed 200KB) *	View Delete	
6	Affidavit as per registration booklet		Choose File No file chosen
7	Refund details		Choose File No file chosen
8	Nomination certificate *	View Delete	
9	Horizontal reservations certificate (Please refer to booklet for more details)		Choose File No file chosen
10	Other documents (if any)		Choose File No file chosen

Note: Please scan multiple pages in a single pdf format only.

Upload Document Continue

11. Declaration & Final Review

Submit declaration. Review details. Click 'Back' to edit or 'Pay Now' to proceed.

The screenshot shows a web browser window with the URL `uphdb.disgenservices.in/Declaration_Preview.aspx`. The page title is "Application for Residential Plots 312 Nos in Sector 8C GFT Ayodhya". The user is logged in as "Rajeev Ranjan Chodhary". The page contains a "Declaration" section with the following text: "I hereby declare that the above said information is correct, true and complete to the best of my knowledge and nothing has been concealed/distorted. I further declare that, I fulfill the eligibility condition contained in the Brochure and I have carefully read and understood the terms and conditions of the Residential Plots 312 Nos in Sector 8C GFT Ayodhya, and hereby agree to abide by the same." The date is "2025-07-16". There is a signature field with a handwritten signature and the text "(Signature/Thumb Impression of applicant)". Below this is the text "Name of the Signatory :- Rajeev Ranjan Chodhary". There is a checkbox labeled "Agree to Terms and conditions as mentioned in booklet and Apply". At the bottom, there is a green button labeled "Accept all terms and conditions and apply".

12. Pay Registration Money

Confirm payment amount and complete payment using any preferred method.

a)

The screenshot shows a web browser window with the URL `uphdb.disgenservices.in/ResPGOption.aspx`. The page title is "Application for Residential Plots 312 Nos in Sector 8C GFT Ayodhya". The user is logged in as "Rajeev Ranjan Chodhary". The page contains a form with the following fields: "Name" (Rajeev Ranjan Chodhary), "Mobile" (9311833250), and "Form No." (AYD20250000001). Below the form, there is a checkbox labeled "Choose Payment Gateway & Click Accept Button :". The registration fee is "₹ 106000". There is a radio button next to the "ICICI Bank" logo. Below this, there is a red text instruction: "Important Instruction: (Pop-up Unblock) Please Use NEFT/RTGS Option in case of Payment failure through Net banking." Below the instruction, there is a link to "view payment challan please Unblock Pop-up window:". There are instructions for Firefox and Chrome browsers. At the bottom, there is a blue button labeled "Accept all instructions, Terms and Conditions and Proceed".

b)

Payment Mode

RTGS / NEFT

Net Banking

Transaction ID	250716235983048
Amount	Rs. 106000
Convenience Fee	Rs. 0.00
GST	Rs. 0.00
TOTAL AMOUNT	Rs. 106000.00

Mobile No : 9311833250 Email ID : test@gmail.com

Payer Name : Optional

*Please provide the mobile number for transaction communication & viewing transaction history.

☒ ICICI Bank Retail ☐ ICICI Bank Corporate ☐ Other Bank

Proceed Now **Cancel**

13. Final Confirmation

Log in again to verify payment status. Your application is now complete.

Application for Residential Plots 312 Nos in Sector 8C GFT Ayodhya

Applicant Dashboard

Name: Rajeev Ranjan Chodhary Mobile: 9311833250

Step 1 Activate Form/Download Brochure **Click Me**

Step 2 Apply Online **Click Me**

Step 3 Verify Payment **Click Me**

#	Application ID	Name	Plot Size	Amount	View	Pay Registration Fee	View Receipt	View Receipt
	AYD20250000001	Rajeev Ranjan Chodhary	100	106000	View/Print Form	Pay Fee/Generate Challan	Application Fee Receipt	Registration Fee Receipt

Note:

- Keep all original documents ready for future verification.
- Ensure bank details are correct to avoid refund issues.